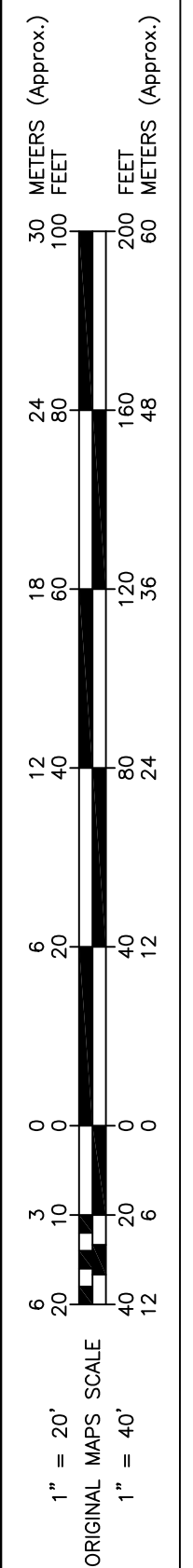


SIGNAL STANDARD SCHEDULE				
No.	TYPE	FOUND. TYPE	PED. PUSH BUT'N TYPE	REMARKS/RELATED NOTES
1	351 CAB	F-332*		ATSAC 2070 Controller in 351 Cabinet
2	26-4-100	CIDH	APS(4P)	Custom 30' Mast Arm; 9
3	7	F-7	APS(6P)	9 16
4	CD953C	BSL		14
5	CD953C-7	F-2	APS(6P)	9
6	CD953C	BSL	APS(8P)	8 9
7	26-4-100	CIDH	APS(8P)	40' Mast Arm; F=15'; 9 17
8	7	F-7	APS(2P)	9 16
9	CD814E	BSL		
10	CD954	F-2	APS(2P)	20' Mast Arm; 9
11	7	F-7	APS(4P)	9
12	CD953C	BSL		
13	M	F-12A		Communication cabinet

* Existing
 ** Per LADOT STD. DWG. No. S-52.1.6 signed Nov. 20, 2015

NOTES

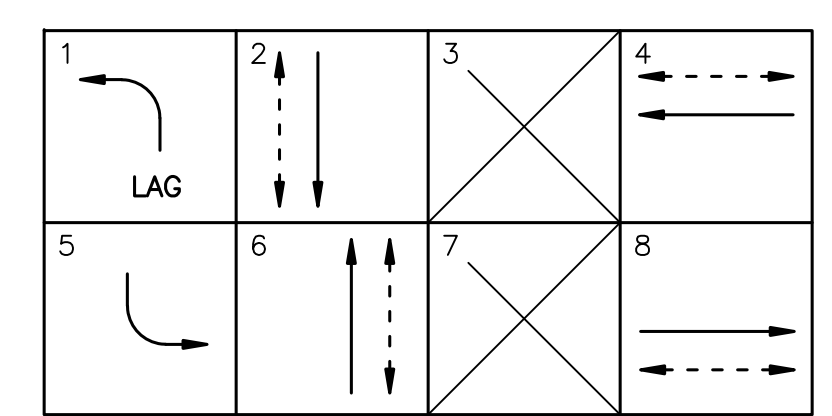
- SEMI-ACTUATED OPERATION WITH TRANSIT PRIORITY (ATSAC 2070 CONTROLLER IN 332 CABINET)
 - Ø1 - SAMPLE BLVD. NB LT
 - Ø2 - SAMPLE BLVD. SB & W/S PED. XING
 - Ø4 - PERMIT AVE. WB & N/S PED. XING
 - Ø5 - SAMPLE BLVD. SB LT
 - Ø6 - SAMPLE BLVD. NB & E/S PED. XING
 - Ø8 - PERMIT AVE. EB & S/S PED. XING
- RESEDA ATSAC SYSTEM
 DIRECT WIRE (CABLE) INTERCONNECT



- REMOVE, MARKOUT AND INSTALL ALL SIGNS, STRIPING AND PAVEMENT MARKINGS AS SHOWN HEREON. CONTRACTOR SHALL NOTIFY LADOT CITY-WIDE INVESTIGATION OFFICE AT (213) 928-9625 TEN (10) WORKING DAYS PRIOR TO START OF CONSTRUCTION. UPON COMPLETION OF FINAL MARKOUT, CONTRACTOR SHALL NOTIFY CITY-WIDE INVESTIGATION FOR FINAL APPROVAL. STRIPING AND PAVEMENT MARKING SHALL BE IN HOT APPLIED ALKYD THERMOPLASTIC IN ACCORDANCE WITH LADOT SPECIFICATION NOS. 51-005-10 AND 76-012-15. THE FIELD CONDITIONS SHOWN AS EXISTING CONDITION ON THE PLAN MAY BE CHANGED BETWEEN THE PLAN APPROVAL DATE AND IMPLEMENTATION DATE. INSTALLATION OR REMOVAL OF STRIPING, PAVEMENT MARKINGS, SIGNS OR OTHER TRAFFIC CONTROL DEVICES BEYOND THAT INDICATED ON THE PLAN MAY BE REQUIRED IN ORDER TO FACILITATE CHANGES IN FIELD CONDITIONS AND/OR TO BE IN COMPLIANCE WITH LADOT STANDARDS AND SPECIFICATIONS. CONTRACTOR SHALL INSTALL SIGNS AS DIRECTED BY CITY-WIDE INVESTIGATIONS REPRESENTATIVE.

- REMOVE PULL BOX, AND ABANDON CONDUIT(S).
- REMOVE TRAFFIC SIGNAL EQUIPMENT. RETAIN FOUNDATION
- REMOVE TRAFFIC SIGNAL EQUIPMENT, FOUNDATION AND PULL BOX. ABANDON CONDUIT(S).
- REMOVE PEDESTRIAN PUSH BUTTON AND PLUG HOLE AS DIRECTED BY TRAFFIC SIGNAL INSPECTOR.

ESTIMATED SALVAGE MATERIAL TO BE RETURNED TO LADOT	
UNITS	MATERIAL
1	ATSAC 2070 Controller in 332 Cabinet
All	Removed LED Heads



PROPOSED PHASE DIAGRAM

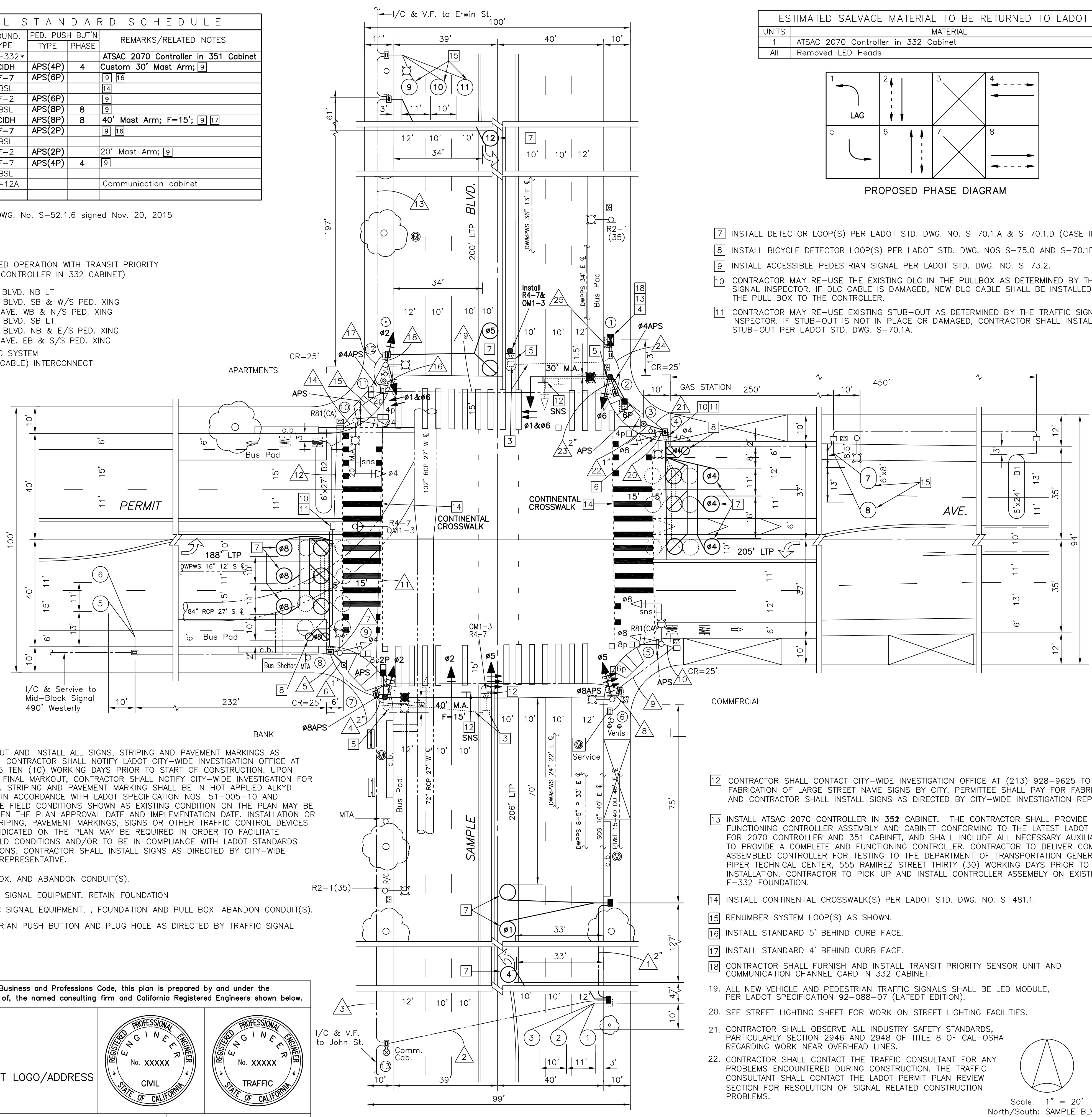
- INSTALL DETECTOR LOOP(S) PER LADOT STD. DWG. NO. S-70.1.A & S-70.1.D (CASE II).
- INSTALL BICYCLE DETECTOR LOOP(S) PER LADOT STD. DWG. NOS S-75.0 AND S-70.1D (CASE I).
- INSTALL ACCESSIBLE PEDESTRIAN SIGNAL PER LADOT STD. DWG. NO. S-73.2.
- CONTRACTOR MAY RE-USE THE EXISTING DLC IN THE PULLBOX AS DETERMINED BY THE TRAFFIC SIGNAL INSPECTOR. IF DLC CABLE IS DAMAGED, NEW DLC CABLE SHALL BE INSTALLED FROM THE PULL BOX TO THE CONTROLLER.
- CONTRACTOR MAY RE-USE EXISTING STUB-OUT AS DETERMINED BY THE TRAFFIC SIGNAL INSPECTOR. IF STUB-OUT IS NOT IN PLACE OR DAMAGED, CONTRACTOR SHALL INSTALL NEW STUB-OUT PER LADOT STD. DWG. S-70.1A.

		CONDUCTOR SCHEDULE																											
SIZE No.	CABLE / WIRE	RUN																											
		1	2	3	4	5	6	7	8	9	10	11	12	13	14	15	16	17	18	19	20	21	22	23	24	25	26	27	28
	3 CONDUCTOR CABLE 3 X #14																												1
M	5 CONDUCTOR CABLE 5 X #14																												2
L	9 CONDUCTOR CABLE 8 X #14 & 1 X #10 (COM)																												1
T	13 CONDUCTOR CABLE 12 X #14 & 1 X #10 (COM)																												1
I	28 CONDUCTOR CABLE 27 X #14 & 1 X #10 (COM)																												1
6	SERVICE																												
	14 PED PUSHBUTTON																											2	
	12 BUS DLC (1-PAIR)																												
	18 DLC (2 PAIR)	1	2																										
	18 DLC (3 PAIR)																												
	18 DLC (4 PAIR)																												
	14 DLC (EXISTING)																												
	22 I/C (12 PAIR)																												
	18 ACCESSIBLE PEDESTRIAN SIGNAL (APS)																												
	CONDUIT SIZE	2"	2"	2"	2"	2"	2"	2"	2"	2"	2"	2"	2"	2"	2"	2"	2"	2"	2"	2"	2"	2"	2"	2"	2"	2"	2"	2"	


* CONTRACTOR SHALL ADD/INSTALL NEW CONDUCTORS/CABLES IN EXISTING CONDUIT AS DESIGNATED IN THE CONDUCTOR SCHEDULE. ALL EXISTING CONDUCTORS/CABLES SHALL BE PROTECTED AND MAINTAINED IN EXISTING CONDUITS.

NOTICE TO CONTRACTOR

- EXCEPT WHERE OTHERWISE INDICATED, MATERIALS AND INSTALLATION METHODS SHALL CONFORM TO THE LATEST EDITION WITH SUPPLEMENTS, OF THE STANDARD SPECIFICATIONS FOR PUBLIC WORKS CONSTRUCTION, ADOPTED BY THE CITY OF LOS ANGELES BOARD OF PUBLIC WORKS (LAPBW), INCLUDING THE LATEST VERSION OF THE "BROWN BOOK" ISSUED BY THE LAPBW, AND THE LATEST EDITION, WITH AMENDMENTS, OF THE SPECIAL PROVISIONS AND STANDARD DRAWINGS FOR THE INSTALLATION AND MODIFICATION OF TRAFFIC SIGNALS, ISSUED BY THE CITY OF LOS ANGELES DEPARTMENT OF TRANSPORTATION (LADOT).
- ALL TRAFFIC SIGNAL AND/OR RELATED ELECTRICAL WORK SHALL BE PERFORMED AND INSPECTED UNDER THE CONDITIONS OF THE MOST CURRENT AMENDED BOARD OF PUBLIC WORKS "ENHANCED ELECTRICAL SAFETY POLICY" AS REQUIRED IN LADOT'S SPECIAL PROVISIONS AND STANDARD DRAWINGS FOR THE INSTALLATION AND MODIFICATION OF TRAFFIC SIGNALS (RED BOOK), REGARDLESS OF CONTRACT COST.
- THE LADOT TRAFFIC SIGNAL INSPECTOR AT (---) --- SHALL BE NOTIFIED THREE (3) WORKING DAYS PRIOR TO THE BEGINNING OF CONSTRUCTION. FOR WORK IN THE AUTOMATED TRAFFIC SURVEILLANCE AND CONTROL (ATSAC) PROJECT AREA, A FIELD MEETING SHALL BE SCHEDULED WITH THE SIGNAL SYSTEM SUPERVISOR AT (213) 473-8286 AND THE SIGNAL MAINTENANCE SUPERVISOR AT (---) --- THREE (3) WORKING DAYS PRIOR TO THE BEGINNING OF CONSTRUCTION. FULL RESTORATION OF THE ATSAC SYSTEM MUST OCCUR WITHIN FIVE (5) WORKING DAYS AFTER SHUT DOWN.
- REGULAR TRAFFIC SIGNAL CONTROL SHALL BE MAINTAINED FROM 6:00 A.M. TO 9:00 A.M. AND 3:00 P.M. TO 7:00 P.M. ON WEEKDAYS, EXCEPT NATIONAL HOLIDAYS. FLASHING DEACTIVATION AND ACTIVATION OF SIGNALS SHALL BE ACCOMPLISHED ONLY BY AN LADOT TRAFFIC SIGNAL ELECTRICIAN. ALL ARRANGEMENTS TO DEACTIVATE SIGNALS SHALL BE MADE 24 HOURS IN ADVANCE BY CONTACTING THE LADOT TRAFFIC SIGNAL DEDICATED LINE AT (213) 473-8478 BEFORE 9:00 A.M. ON NON-HOLIDAY WEEKDAYS. THE LADOT PROJECT NUMBER MUST BE GIVEN AT THIS TIME. THE CONTRACTOR WILL BE CHARGED FOR ALL ELECTRICAL AND TRAFFIC CONTROL SERVICE PROVIDED BY LADOT.
- ARRANGEMENTS FOR OBTAINING ANY MATERIALS IDENTIFIED TO BE SUPPLIED BY LADOT SHALL BE MADE TEN (10) WORKING DAYS IN ADVANCE BY CONTACTING THE LADOT FIELD OPERATIONS DIVISION AT (213) 928-9603. HOWEVER, TRAFFIC SIGNAL CONTROLLERS REQUIRE THIRTY (30) WORKING DAYS ADVANCE NOTICE AND MUST BE PICKED UP WITHIN FIFTEEN (15) WORKING DAYS AFTER NOTIFICATION. CONTACT LADOT SIGNAL SHOP AT (213) 473-8468 TO COORDINATE CONTROLLER DELIVER AND/OR PICKUP.
- ALL IDENTIFIED TRAFFIC SIGNAL EQUIPMENT SHALL BE RETURNED TO LADOT. ARRANGEMENTS FOR RETURNING IDENTIFIED EQUIPMENT TO LADOT SHALL BE MADE FIVE (5) WORKING DAYS IN ADVANCE BY CONTACTING THE LADOT MATERIAL SERVICES DIVISION AT (213) 928-9636.
- ALL EXISTING TRAFFIC CONTROL SIGNING SHALL BE MAINTAINED WITH STANDARD SIGN BRACKETS BY THE CONTRACTOR. EXCEPT WHERE OTHERWISE INDICATED, EXISTING LARGE STREET NAME SIGNS ON MAST ARM TYPE STANDARDS SHALL BE RELOCATED FROM THE VERTICAL POLE TO THE MAST ARM PER LADOT STANDARD DRAWING NO. S-457.0 AND S-486.0. THE CONTRACTOR SHALL COORDINATE WITH LADOT SIGN SHOP AT (213) 473-7954 FOR ANY REQUIRED LARGE STREET NAME SIGNS. ANY TRAFFIC CONTROL SIGNING DAMAGED OR LOST BY THE CONTRACTOR SHALL BE REPLACED AT THE CONTRACTOR'S EXPENSE. SIGNAL CONTRACTOR SHALL INSTALL MAST ARM MOUNTED SIGNS, FOR THE INSTALLATION OF A STREET NAME SIGN ON A TYPE 1 POLE, THE CONTRACTOR SHALL FURNISH AND INSTALL A POLE EXTENSION AS NEEDED.
- THE CONTRACTOR SHALL FURNISH AND INSTALL, AS SHOWN ON THE PLANS, ALL TRAFFIC SIGNAL EQUIPMENT SUCH AS STANDARDS, MAST ARMS, SIGNAL HEADS, AND OTHER EQUIPMENT AS REQUIRED. ALL SUCH EQUIPMENT SHALL BE NEW. ALL VEHICLE HEAD EQUIPMENT SUPPLIED BY THE CONTRACTOR SHALL HAVE 1-1/2 INCH DIAMETER PIPE FIT MOUNTING HARDWARE, INCLUDING ALL TOP POST MOUNT HEADS. PED HEAD MODULE REPLACEMENTS SHOWN ON THE PLAN SHALL REQUIRE A COMPLETE INSTALLATION, INCLUDING NEW PED HEAD AND TERMINAL COMPARTMENT.



- CONTRACTOR SHALL CONTACT CITY-WIDE INVESTIGATION OFFICE AT (213) 928-9625 TO ARRANGE FOR FABRICATION OF LARGE STREET NAME SIGNS BY CITY. PERMITTEE SHALL PAY FOR FABRICATION OF SIGNS AND CONTRACTOR SHALL INSTALL SIGNS AS DIRECTED BY CITY-WIDE INVESTIGATION REPRESENTATIVE.
- INSTALL ATSAC 2070 CONTROLLER IN 332 CABINET. THE CONTRACTOR SHALL PROVIDE A COMPLETE FUNCTIONING CONTROLLER ASSEMBLY AND CABINET CONFORMING TO THE LATEST LADOT SPECIFICATION FOR 2070 CONTROLLER AND 351 CABINET, AND SHALL INCLUDE ALL NECESSARY AUXILIARY EQUIPMENT TO PROVIDE A COMPLETE AND FUNCTIONING CONTROLLER. CONTRACTOR TO DELIVER COMPLETELY ASSEMBLED CONTROLLER FOR TESTING TO THE DEPARTMENT OF TRANSPORTATION GENERAL SHOP PIPER TECHNICAL CENTER, 555 RAMIREZ STREET THIRTY (30) WORKING DAYS PRIOR TO INSTALLATION. CONTRACTOR TO PICK UP AND INSTALL CONTROLLER ASSEMBLY ON EXISTING F-332 FOUNDATION.
- INSTALL CONTINENTAL CROSSWALK(S) PER LADOT STD. DWG. NO. S-481.1.
- RENUMBER SYSTEM LOOP(S) AS SHOWN.
- INSTALL STANDARD 5' BEHIND CURB FACE.
- INSTALL STANDARD 4' BEHIND CURB FACE.
- CONTRACTOR SHALL FURNISH AND INSTALL TRANSIT PRIORITY SENSOR UNIT AND COMMUNICATION CHANNEL CARD IN 332 CABINET.
- ALL NEW VEHICLE AND PEDESTRIAN TRAFFIC SIGNALS SHALL BE LED MODULE, PER LADOT SPECIFICATION 92-088-07 (LATEST EDITION).
- SEE STREET LIGHTING SHEET FOR WORK ON STREET LIGHTING FACILITIES.
- CONTRACTOR SHALL OBSERVE ALL INDUSTRY SAFETY STANDARDS, PARTICULARLY SECTION 2946 AND 2948 OF TITLE 8 OF CAL-OSHA REGARDING WORK NEAR OVERHEAD LINES.
- CONTRACTOR SHALL CONTACT THE TRAFFIC CONSULTANT FOR ANY PROBLEMS ENCOUNTERED DURING CONSTRUCTION. THE TRAFFIC CONSULTANT SHALL CONTACT THE LADOT PERMIT PLAN REVIEW SECTION FOR RESOLUTION OF SIGNAL RELATED CONSTRUCTION PROBLEMS.



Scale: 1" = 20'
 North/South: SAMPLE BLVD.

SAMPLE NOT FOR CONSTRUCTION

Pursuant to the California Business and Professions Code, this plan is prepared by and under the responsible charge of work of, the named consulting firm and California Registered Engineers shown below.

PRIVATE CONSULTANT LOGO/ADDRESS	#####-##
CITY OF LOS ANGELES BUSINESS TAX REGISTRATION NO:	

TITLE OF PROJECT

AS BUILT	CITY OF LOS ANGELES DEPARTMENT OF TRANSPORTATION SELETA J. REYNOLDS, General Manager	
Date of Installation:	TITLE	
LADOT Inspector:	PERMIT AVE. & SAMPLE BLVD.	
Condition As Of:	BY DATE	
LADOT Engineer:	TIMING DISTRICT AT/SAC	
District: WEST VALLEY	NO. REVISION DESCRIPTION	
References	Drawing No. XXXXX-2019	Intersection No. XXXXX
FIELD CHECK INDICATE ALL REFERENCE MATERIAL	Project No. BRO00000	DATE
NOTICE: IF PLAN HAS NOT BEEN IMPLEMENTED WITHIN TWO (2) YEARS OF THE ACCEPTANCE DATE, IT MUST BE RESUBMITTED TO LADOT PERMIT PLAN REVIEW SECTION FOR REVIEW AND ACCEPTANCE.		